

Giving Dashboard

Prepared for the **Smith Family** by **Excellence in Giving**

GIVING OVERVIEW

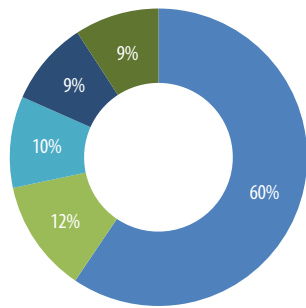
YTD-2022 Total Giving	\$1,089,120
YTD-2022 Total Nonprofits	7
5-Year Total Giving	\$16,994,258



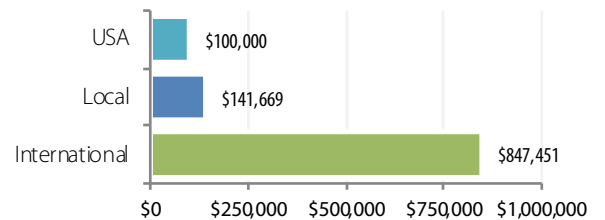
YTD-2022 TOP GRANT RECIPIENTS

Organization	Amount	Purpose	Topic
Kingdom Giving Fund I	\$647,451	Seed Effect	Economic Development
Care Net	\$100,000	General Support	Evangelism/Discipleship
CURE International	\$100,000	General Support	Healthcare
Love Justice International	\$100,000	General Support	Social Justice
The Mentoring Alliance	\$83,336	General Support	Personal/Social Development
Children's Advocacy Center	\$50,000	The Building Project	Personal/Social Development
Centrepont Ministries	\$8,333	General Support	Evangelism/Discipleship

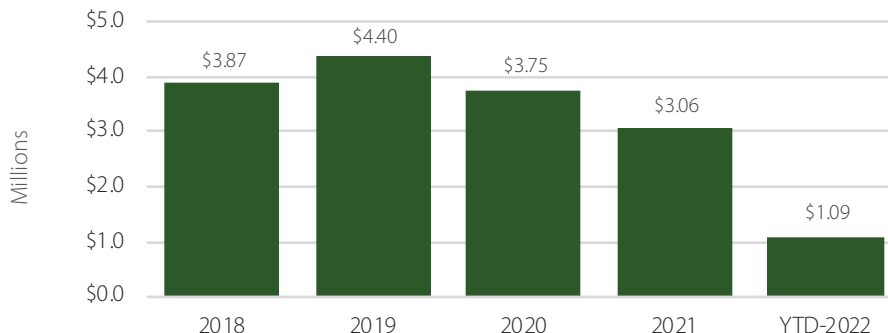
YTD-2022 GIVING BY TOPIC AND GEOGRAPHY



Topic	Amount
Economic Development	\$647,451
Personal/Social Development	\$133,336
Evangelism/Discipleship	\$108,333
Healthcare	\$100,000
Social Justice	\$100,000
Total	\$1,089,120



5-YEAR GIVING HISTORY



Year	Amount
2018	\$3,870,000
2019	\$4,396,559
2020	\$3,746,562
2021	\$3,061,516
YTD-2022	\$1,089,120
Total	\$16,163,758